

Lake Superior Zoo

The Lake Superior Zoo began in 1923 and currently occupies approximately 16 acres in West Duluth. The zoo includes a combination of indoor and outdoor animal exhibits. The site is hilly, with many of the exterior routes having segments where the slope exceeds 5%. The surface of the exterior route is also rough and deteriorating (with changes in elevation exceeding 1/2") in many locations, possibly related to damage (and the repair work) from a flood in spring 2012. At the time of site visit there were sections of the park that were still closed due to flood damage.

The Main Building includes toilet rooms on the lower level that have recently been remodeled and are accessible. The only other public toilet rooms are located on the upper level of the main building (includes many features of accessibility) and 2 single-user toilet rooms in the Primate / Nocturnal Building (currently provide no features of accessibility).

Location JQP # / Item #	Solution / Comments	Qty	Unit Cost	Total Cost	Priority	Estimated Compl. Date	Person Responsible	Actual Compl. Date	Actual Cost
Main Building- Griggs Learning Center									
20D 16768	Provide door hardware that does not require grasping, pinching or twisting to operate, such as lever. ICC / ANSI 404.2.6 <i>The door is currently propped in the 'open' position.</i>	1	\$250	\$250	2				
Parking									
05E 16744	Relocate the sign identifying each designated accessible parking stall, so centered at the head end of the parking space and mounted 60"-66" above the floor (measured to the bottom of the sign). MN1341 502.7 <i>Relocate 2 of the signs that are currently centered on the aisle so they are centered at the head end of the parking space.</i>	2	\$250	\$500	2				
				Priority # 2 Total	\$750				

Location JQP # / Item #	Solution / Comments	Qty	Unit Cost	Total Cost	Priority	Estimated Compl. Date	Person Responsible	Actual Compl. Date	Actual Cost
Australian Connection- Route									
08D1 16800	Modify / replace existing surface material to eliminate changes in level greater than 1/2". ANSI 303.2, Figure 303.2 <i>The sidewalk/asphalt is currently damaged along the route to the entry.</i>	1	\$10,000	\$10,000	3				
12B1 16801	Extend sidewalk to provide appropriate maneuvering clearance on the latch side of the door. ICC / ANSI 404.2.3.1 <i>The door leading to/from the 'trail'.</i>	1	\$500	\$500	3				
				<i>Location Subtotal:</i>					\$10,500
Curb Ramp									
07G 16746	Patch lip at the base of the curb cut / ramp so there is no abrupt rise greater than 1/2". ICC / ANSI 303 <i>Photo 2.</i>	1	\$250	\$250	3				
Main Building- Dining									
25E 16748	Provide accessible height table(s) within the cafeteria. IBC 1108.2.8.1 <i>Currently none of the dining tables in the café area provide knee or toe clearance. Photo 4.</i>	1	\$200	\$200	3				
Main Building- Griggs Learning Center									
20D 16769	Provide door hardware that does not require grasping, pinching or twisting to operate, such as lever. ICC / ANSI 404.2.6 <i>Office/Cages</i>	1	\$250	\$250	3				
22P 16770	Raise the lavatory to provide a minimum knee clearance height of 27". ICC / ANSI 606.2 <i>There is currently 1 sink with the top at 27 1/2" and 23" knee clearance. It may be appropriate to provide a 2nd sink at this location at children's standards. Photo 9.</i>	1	\$1,000	\$1,000	3				
				<i>Location Subtotal:</i>					\$1,250

Location JQP # / Item #	Solution / Comments	Qty	Unit Cost	Total Cost	Priority	Estimated Compl. Date	Person Responsible	Actual Compl. Date	Actual Cost
Main Building- Men's Toilet Room- Lower Level									
22Z 16766	Provide a coat hook positioned so the highest operable part is no higher than 48". ICC / ANSI 604.11	1	\$50	\$50	3				
Main Building- Men's Toilet Room- Upper Level									
22G (MN) 16759	Modify to provide a minimum clearance of 48" in front of the water closet. MN 1341 604.3.1 <i>Currently provides 32" in front.</i>	1	\$1,000	\$1,000	3				
22K6 (MN) 16761	Remove the existing grab bar configuration and replace with a compliant grab bar configuration. MN 1341 604.5.1 ANSI 604.5.2	1	\$400	\$400	3				
22L (MN) 16762	Reposition the toilet paper dispenser so it is located below the horizontal grab bar. Operable parts should be located within an area 12" - 40" from the rear wall, and 18" minimum above the floor and 1 1/2" minimum below the horizontal grab bar. MN 1341 604.7	1	\$50	\$50	3				
22Z 16760	Provide a coat hook positioned so the highest operable part is no higher than 48". ICC / ANSI 604.11	1	\$50	\$50	3				
				<i>Location Subtotal:</i>					\$1,500
Main Building- South East Entry									
08C 16793	Modify walkway to provide a maximum 1:48 (2%) cross-slope. ANSI 403.3 <i>The cross slope leading to the south east entry from the 'Barn Yard' is currently as much as 16.1%.</i>	1	\$15,000	\$15,000	3				
12B1.1 16794	Modify the slope of the area necessary for maneuvering clearance to ensure there is no slope greater than 2% (1:48) in any direction. ICC / ANSI 304.2 <i>There is currently 9.3% slope at the door.</i>	1	\$2,000	\$2,000	3				
				<i>Location Subtotal:</i>					\$17,000

Location JQP # / Item #	Solution / Comments	Qty	Unit Cost	Total Cost	Priority	Estimated Compl. Date	Person Responsible	Actual Compl. Date	Actual Cost
Main Building- Staff & Volunteer									
20L 16772	Alter maneuvering space of door so it is sloped no greater than 1:48 in any direction. ICC / ANSI 404.2.3.5	1	\$1,500	\$1,500	3				
Main Building- Staff Toilet Room									
22K6 (MN) 16775	Remove the existing grab bar configuration and replace with a compliant grab bar configuration. MN 1341 604.5.1 ANSI 604.5.2	1	\$400	\$400	3				
22Q 16777	Insulate or otherwise protect exposed pipes at lavatory. ICC / ANSI 606.6	1	\$50	\$50	3				
22T 16779	Lower the towel dispenser/dryer so the highest operable part is no higher than 48" (44" maximum if located above lavatory or counter). ANSI 308	1	\$50	\$50	3				
22V 16778	Install a full-height mirror or provide a mirror where the bottom of the reflective surface is no higher than 40" above the floor. MN 1341 603.3	1	\$300	\$300	3				
				<i>Location Subtotal:</i>					\$800
Main Building- Women's Toilet Room- Lower Level									
22Z 16784	Provide a coat hook positioned so the highest operable part is no higher than 48". ICC / ANSI 604.11	1	\$50	\$50	3				

Location JQP # / Item #	Solution / Comments	Qty	Unit Cost	Total Cost	Priority	Estimated Compl. Date	Person Responsible	Actual Compl. Date	Actual Cost
Main Building- Women's Toilet Room- Upper Level									
22-14G1 16757	Relocate / remove protruding object or install recessed model. ICC / ANSI 307.1 <i>The product dispenser currently protrudes 6 1/2" at a height of 39". Photo 6.</i>	1	\$150	\$150	3				
22G (MN) 16750	Modify to provide a minimum clearance of 48" in front of the water closet. MN 1341 604.3.1 <i>Currently provides 32" in front.</i>	1	\$1,000	\$1,000	3				
22H1 16755	Provide staple style pulls on both sides of the accessible stall door near the latch. ANSI 604.8.3	1	\$50	\$50	3				
22K6 (MN) 16751	Remove the existing grab bar configuration and replace with a compliant grab bar configuration. MN 1341 604.5.1 ANSI 604.5.2 <i>Photo 7.</i>	1	\$400	\$400	3				
22L (MN) 16752	Reposition the toilet paper dispenser so it is located below the horizontal grab bar. Operable parts should be located within an area 12" - 40" from the rear wall, and 18" minimum above the floor and 1 1/2" minimum below the horizontal grab bar. MN 1341 604.7 <i>Photo 7.</i>	1	\$50	\$50	3				
22W2 16753	Relocate the sanitary product receptacle in the accessible stall. The sanitary product receptacle should be located 1 1/2" minimum below the horizontal grab bar and 18" minimum above the floor and 12" - 40" from the rear wall. MN 1341 604.7	1	\$50	\$50	3				
22Z 16754	Provide a coat hook positioned so the highest operable part is no higher than 48". ICC / ANSI 604.11	1	\$50	\$50	3				
				<i>Location Subtotal:</i>					\$1,750

Main Building- Zoo Administration Office

21A1 16764	Lower a minimum 36" wide section of counter to a maximum height of 36" above the floor. ICC ANSI 904.3 <i>Currently at 43".</i>	1	\$1,000	\$1,000	3				
------------	---	---	---------	---------	---	--	--	--	--

Location JQP # / Item #	Solution / Comments	Qty	Unit Cost	Total Cost	Priority	Estimated Compl. Date	Person Responsible	Actual Compl. Date	Actual Cost
Parking									
05N1 16745	Relocate accessible parking to a location where the slope / cross slope of the parking area is no greater than 1:48 (2%) in any direction. ICC / ANSI 502.5 <i>The designated accessible parking space to the east of the admission/ticket building currently has a slope of 6.5%. Photo 1.</i>	1	\$250	\$250	3				
05N1 16743	Relocate accessible parking to a location where the slope / cross slope of the parking area is no greater than 1:48 (2%) in any direction. ICC / ANSI 502.5 <i>The designated accessible parking space to the west of the admission/ticket building currently has a slope of 6.3%.</i>	1	\$250	\$250	3				
				<i>Location Subtotal:</i>					\$500
Primate / Nocturnal Building- Route									
08C 16795	Modify walkway to provide a maximum 1:48 (2%) cross-slope. ANSI 403.3 <i>The route leading to the ramp currently has a cross slope of 8.1%. Photo 10.</i>	1	\$10,000	\$10,000	3				
Primate / Nocturnal- Toilet Rooms									
22A2 16790	Install directional signage to the nearest accessible toilet room. MN 1341 1110.2, 1113.10.3.3 <i>Direct to the lower level toilet rooms in the main building.</i>	2	\$50	\$100	3				
22K6 (MN) 16787	Remove the existing grab bar configuration and replace with a compliant grab bar configuration. MN 1341 604.5.1 ANSI 604.5.2	2	\$400	\$800	3				
22L (MN) 16788	Reposition the toilet paper dispenser so it is located below the horizontal grab bar. Operable parts should be located within an area 12" - 40" from the rear wall, and 18" minimum above the floor and 1 1/2" minimum below the horizontal grab bar. MN 1341 604.7	2	\$50	\$100	3				
22R 16789	Replace the existing lavatory faucet with hardware that does not require grasping, pinching or twisting to operate. ICC / ANSI 309.4, 606.4	2	\$450	\$900	3				
				<i>Location Subtotal:</i>					\$1,900

Lake Superior Zoo

Accessibility Review

Location JQP # / Item #	Solution / Comments	Qty	Unit Cost	Total Cost	Priority	Estimated Compl. Date	Person Responsible	Actual Compl. Date	Actual Cost
Zoo Grounds									
08A 16802	Provide an accessible route. IBC 1104 <i>The routes throughout the zoo grounds have many segments with slopes that exceed 5% (or exceed 8.33% without handrails). The route is wide enough and provides a firm, stable surface. There are segments of the route that have been damaged/worn and have crumbled away. Photo 13.</i>	1	\$50,000	\$50,000	3				
				Priority # 3 Total	\$98,250				

Location JQP # / Item #	Solution / Comments	Qty	Unit Cost	Total Cost	Priority	Estimated Compl. Date	Person Responsible	Actual Compl. Date	Actual Cost
Admission/Ticket Building									
21A1 16747	Lower a minimum 36" wide section of counter to a maximum height of 36" above the floor. ICC ANSI 904.3 <i>Currently at 37". Note: the admission/ticket building is only used seasonally. Ticket sales take place in the main building during the winter. Photo 3.</i>	1	\$1,000	\$1,000	4				
Animal Care Center- Break Room									
27B 16791	Modify / replace sink and / or counter so rim is no higher than 34". ICC / ANSI 606.3 <i>Currently at 36".</i>	1	\$1,000	\$1,000	4				
Animal Care Center- Toilet Rooms									
22B 16792	Install signage with appropriate raised and Braille lettering. MN 1341 1110.2	2	\$40	\$80	4				
Main Building- Drinking Fountain- Lower Level									
41A1 16783	Provide a minimum of one drinking fountain that has a 36" spout height accessible for persons using wheelchairs (low) and one standard height (high) drinking fountain with a spout height 38" minimum and 43" maximum for persons who have difficulty bending or stooping. ANSI 602.4 <i>Currently provides 1 drinking fountain with a spout at 36" and 26" knee clearance.</i>	1	\$1,500	\$1,500	4				

Location JQP # / Item #	Solution / Comments	Qty	Unit Cost	Total Cost	Priority	Estimated Compl. Date	Person Responsible	Actual Compl. Date	Actual Cost
Main Building- Drinking Fountain- Upper Level									
41A1 16765	Provide a minimum of one drinking fountain that has a 36" spout height accessible for persons using wheelchairs (low) and one standard height (high) drinking fountain with a spout height 38" minimum and 43" maximum for persons who have difficulty bending or stooping. ANSI 602.4 <i>Currently provides 1 drinking fountain with a spout at 36" and 26" knee clearance.</i>	1	\$1,500	\$1,500	4				
Main Building- Education Office									
27B 16771	Modify / replace sink and / or counter so rim is no higher than 34". ICC / ANSI 606.3	1	\$1,000	\$1,000	4				
Main Building- Mechanical- Lower Level									
20D 16767	Provide door hardware that does not require grasping, pinching or twisting to operate, such as lever. ICC / ANSI 404.2.6	1	\$250	\$250	4				
Main Building- Men's Toilet Room- Upper Level									
22V 16758	Install a full-height mirror or provide a mirror where the bottom of the reflective surface is no higher than 40" above the floor. MN 1341 603.3 <i>Currently at 41".</i>	1	\$300	\$300	4				

Location	Solution / Comments	Qty	Unit Cost	Total Cost	Priority	Estimated Compl. Date	Person Responsible	Actual Compl. Date	Actual Cost
JQP # / Item #									
Main Building- Staff & Volunteer									
15J	16773	Widen ramp to provide a minimum clear width of 36". ICC / ANSI 405.5 <i>Currently 27 1/2" between the handrails.</i>	1	\$3,000	\$3,000	4			
27B	16774	Modify / replace sink and / or counter so rim is no higher than 34". ICC / ANSI 606.3 <i>Currently at 36"</i>	1	\$1,000	\$1,000	4			
				<i>Location Subtotal:</i>		\$4,000			
Main Building- Staff Toilet Room									
22-20B	16782	Re-hinge / relocate door to provide needed maneuvering clearance on the latch pull side of the door. ICC / ANSI 404.2.3, Table 404.2.3.1	1	\$750	\$750	4			
22C6 (MN)	16776	Relocate the lavatory or enlarge the room to provide a minimum 60" clearance around the water closet, measured perpendicular from the side wall. ANSI 604.3.2	1	\$5,000	\$5,000	4			
22N1	16781	Relocate the water closet flush valve so it is located on the open side of the water closet or provide an automatic flush system. MN1341 604.6	1	\$400	\$400	4			
24C	16780	Modify the shower stall to provide a compliant transfer shower, extending 48" from the control wall. ICC / ANSI 608.2.1	1	\$1,000	\$1,000	4			
				<i>Location Subtotal:</i>		\$7,150			
Main Building- Women's Toilet Room- Upper Level									
22-20B	16749	Re-hinge / relocate door to provide needed maneuvering clearance on the latch pull side of the door. ICC / ANSI 404.2.3, Table 404.2.3.1 <i>Currently provides 10". The door is held in the 'open' position.</i>	1	\$750	\$750	4			
22V	16756	Install a full-height mirror or provide a mirror where the bottom of the reflective surface is no higher than 40" above the floor. MN 1341 603.3 <i>Currently at 41".</i>	1	\$300	\$300	4			
				<i>Location Subtotal:</i>		\$1,050			

Location JQP # / Item #	Solution / Comments	Qty	Unit Cost	Total Cost	Priority	Estimated Compl. Date	Person Responsible	Actual Compl. Date	Actual Cost
Pavilion- Route									
08D 16797	Bevel abrupt rises in the sidewalk. ANSI 303.3 <i>There is currently a 1" rise at the bottom of the ramp. Note: this structure is not currently used.</i>	1	\$250	\$250	4				
09B 16799	Install a fully compliant handrail where missing, so handrails are provided on both sides of the sloped surface. ANSI 405.8 <i>Note: this structure is not currently used. Photo 12.</i>	30	\$25	\$750	4				
09K 16798	Reconstruct ramp to provide an maximum 1:12 (8.33%) slope. ADA 405.2 <i>The slope is currently 9.1%. Note: this structure is not currently used.</i>	1	\$5,000	\$5,000	4				
				<i>Location Subtotal:</i>					\$6,000
Primate / Nocturnal Building- Route									
08C 16796	Modify walkway to provide a maximum 1:48 (2%) cross-slope. ANSI 403.3 <i>The ramp into the primate building currently has a cross slope of 3%. Photo 10.</i>	1	\$2,000	\$2,000	4				
Primate / Nocturnal- Storage									
20D 16785	Provide door hardware that does not require grasping, pinching or twisting to operate, such as lever. ICC / ANSI 404.2.6	2	\$250	\$500	4				
Primate / Nocturnal- Toilet Rooms									
22 16786	Enlarge and upgrade the toilet room to be fully accessible. IBC 1109.2 <i>There are 2 single user toilet rooms that currently provide no features of accessibility. Photo 11.</i>	2	\$10,000	\$20,000	4				
				Priority # 4 Total					\$47,330



Photo 1: Relocate or modify the accessible parking so the slope does not exceed 2% (currently 6.5%).



Photo 2: Patch and repair the curb cut.



Photo 3: The ticket windows at the exterior admission building are currently at 37" (vs. 36" maximum).



Photo 4: Provide a table in the cafe area that provides knee and toe clearance.



Photo 5: Tables on the deck currently provide positions with knee and toe clearance. *This is a good example of accessibility.*



Photo 6: Relocate the product dispenser so it does not create a protruding hazard in the upper level women's toilet room.



Photo 7: Some features of accessibility have been provided in the upper level toilet rooms of the main building. Replace the "L" shaped grab bar and relocate the toilet paper dispenser to below the grab bar.



Photo 8: View of lower level toilet in the main building. *This is a good example of accessibility.*




Photo 9: The hand wash sink in the Griggs Learning Center does not currently provide knee and toe clearance. Consider providing 2 sinks at this location, including 1 at children's standards.




Photo 10: Modify the asphalt route leading to Primate / Nocturnal building to reduce slope and cross slope.



Photo 11: View of single user toilet room in Primate / Nocturnal building. This location is not currently accessible.



Photo 12: View of picnic pavilion. Add a handrail to the wall side of the ramp.




Photo 13: The route through the zoo is steep and rough in multiple locations.



Photo 14: The route through the zoo is steep and rough in multiple locations.